



UNIVERSITÀ DI PARMA

GUIDA ALLA COMPILAZIONE
ONLINE LEARNING AGREEMENT

www.learning-agreement.eu

Maggio 2021

Che cosa è il Learning Agreement Online - OLA

Nel processo di organizzazione della mobilità per studio, gli studenti e il Coordinatore Erasmus dell'Università inviante e quello dell'Università di destinazione devono sottoscrivere il Learning Agreement che costituisce la base per il riconoscimento delle attività svolte all'estero. Il Learning Agreement è pertanto un documento fondamentale nell'ambito della mobilità. Per questo le Agenzie Nazionali Erasmus Plus hanno suggerito di creare una piattaforma per preparare, approvare e rivedere il Learning Agreement in un ambiente online.

Il Learning Agreement è suddiviso in 3 sezioni:

- ✓ **Before the mobility:** è la proposta dei corsi da frequentare e sostenere presso la sede di destinazione e deve essere completato e approvato prima dell'inizio della mobilità;
- ✓ **During the mobility:** attraverso questa sezione è possibile apportare modifiche al Before the mobility precedentemente approvato;
- ✓ **After the mobility:** rilasciato dalla sede ospitante alla fine del periodo di mobilità, certifica gli esami sostenuti, la votazione e i relativi crediti ECTS acquisiti.

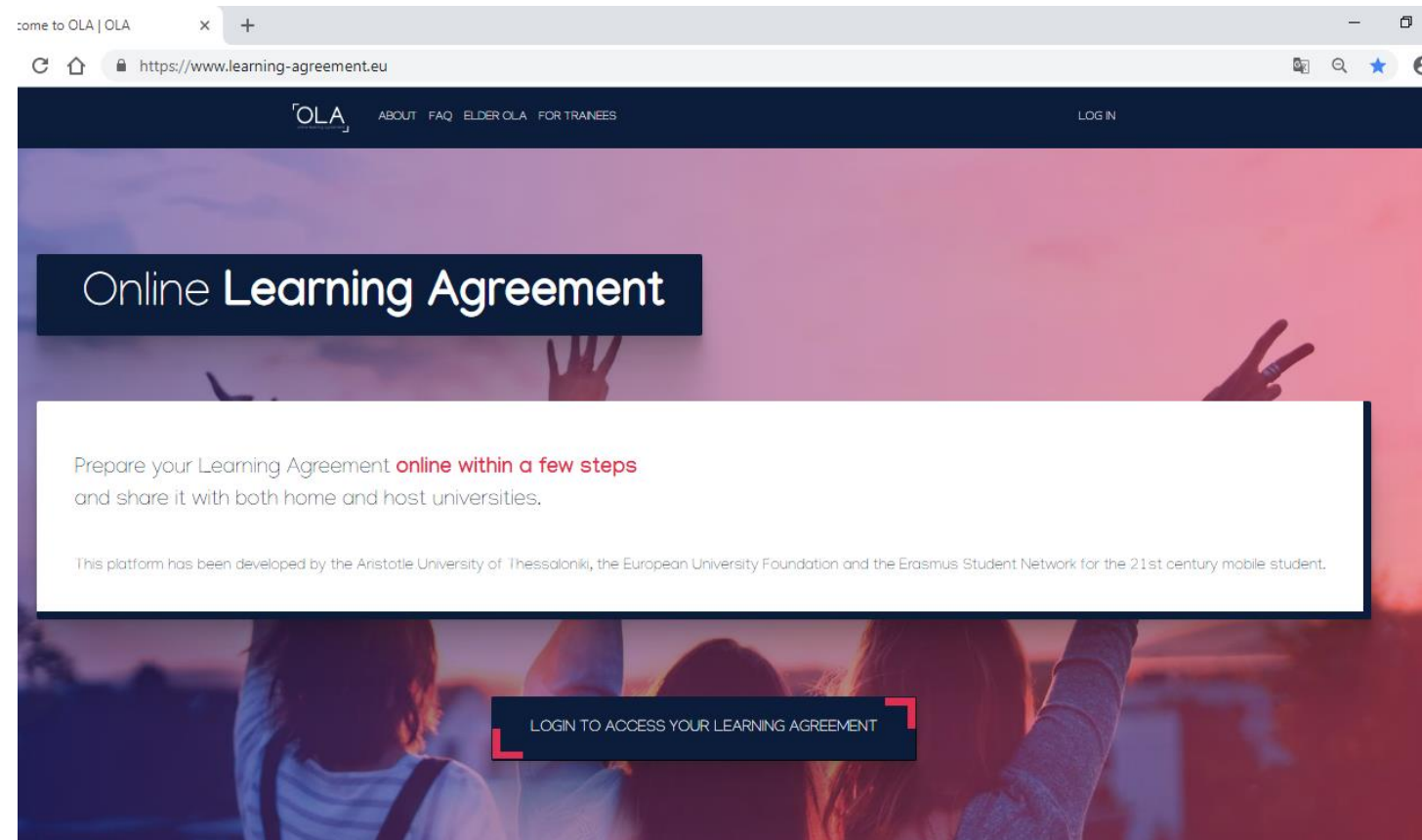
Al momento il Learning Agreement Online permette la compilazione online solo delle sezioni Before e During the mobility che per essere considerate approvate necessitano della firma dello studente, del Responsabile presso la sede inviante (Referente Erasmus di Dipartimento) e del Responsabile presso la sede di destinazione (Coordinatore Erasmus nella sede estera)

L'obiettivo del progetto è quello di consentire agli studenti di preparare il Learning Agreement all'interno di un sistema online che permetterà loro di mettersi in contatto con i Coordinatori dell'Università di invio e di destinazione per finalizzare il documento, approvarlo e firmarlo online.

www.learning-agreement.eu

www.learning-agreement.eu

Homepage ONLINE LEARNING AGREEMENT



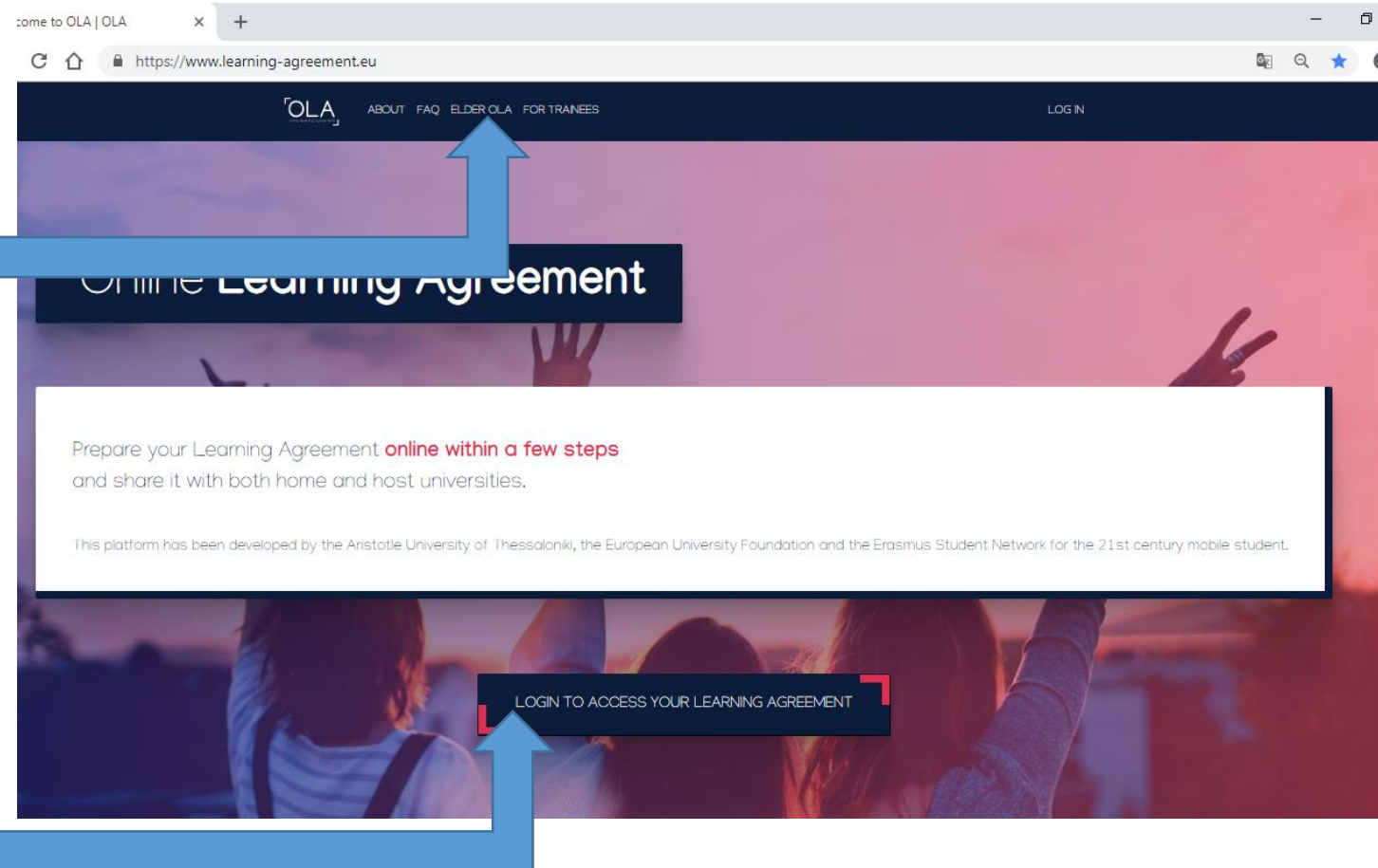
www.learning-agreement.eu

www.learning-agreement.eu

GLI STUDENTI CHE AVEVANO GIA' COMPILATO UN OLA PRIMA DEL PASSAGGIO ALLA NUOVA VERSIONE (14 OTTOBRE 2020) POSSONO RECUPERARLO CLICCANDO SU ELDER OLA

OLA COMPILATI FINO AL 13/10/2020 (versione 2.0)

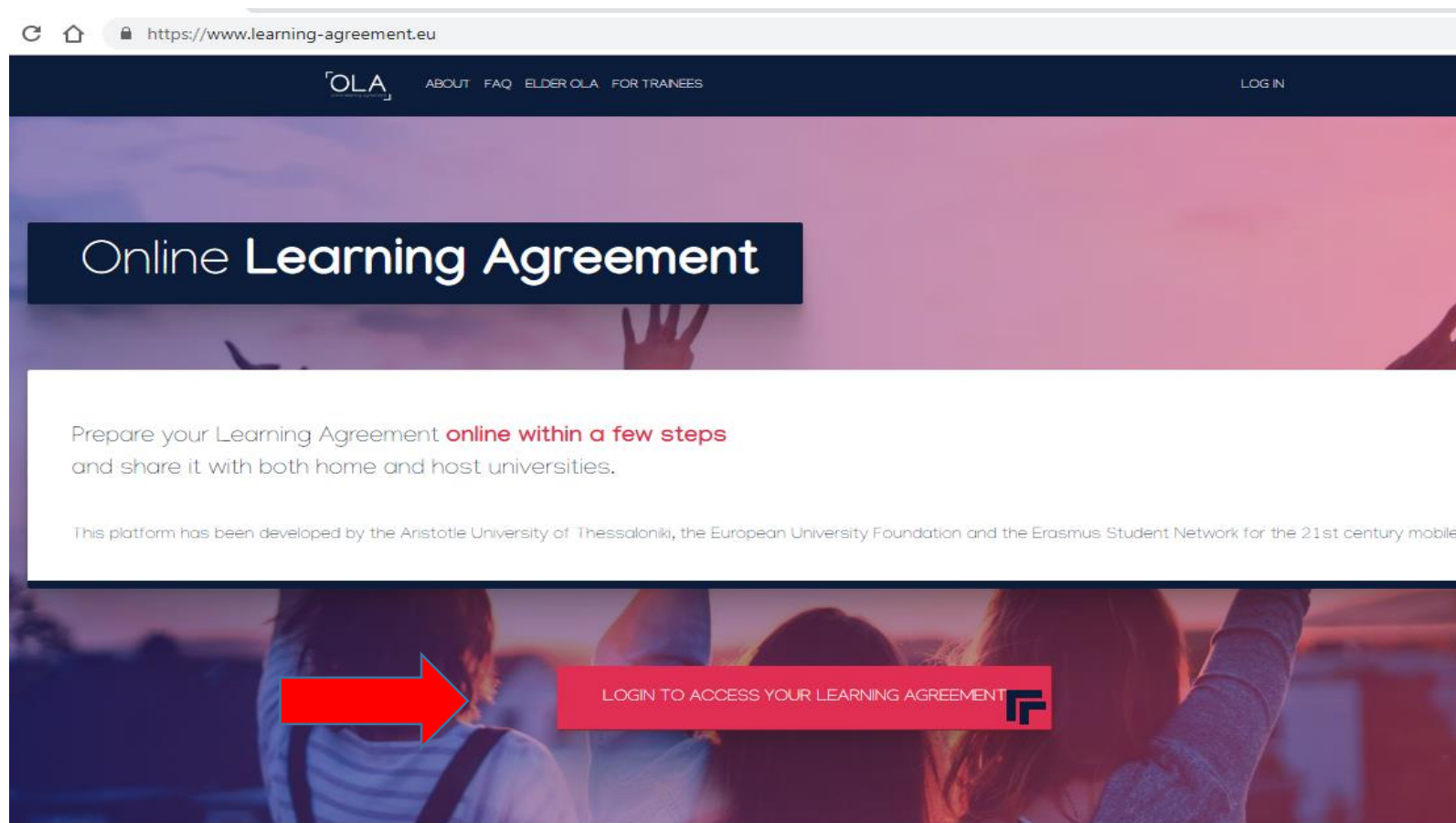
OLA COMPILATI A PARTIRE DAL 14/10/2020 (versione 3.0)



www.learning-agreement.eu
www.learning-agreement.eu

Per compilare il LEARNING AGREEMENT cliccare su

LOGIN TO ACCESS YOUR LEARNING AGREEMENT



www.learning-agreement.eu

www.learning-agreement.eu

L'Università di Parma aderisce ad eduGAIN

Tutti gli studenti iscritti al nostro Ateneo possono effettuare il LOG IN con le loro credenziali di studente Unipr.

SOLO AL PRIMO ACCESSO E' RICHIESTO UN PASSAGGIO PER LA VERIFICA DELLE CREDENZIALI

nome.cognome@studenti.unipr.it

My account


Log in

Your OLA just a click away!

The login options available to access the Online Learning Agreement platform are the following:

- eduGAIN (your academic credentials)
- eIDAS (national ID)
- Google login

All three options will be accessible when clicking "login" which will lead you to the MyAcademicID platform that supports all three of the pathways and after the authentication procedure will bring you back to the Online Learning Agreement platform to access your OLA!



Co-financed by the Connecting Europe Facility of the European Union

This project has been co-funded by the European Commission. The content of the service reflects the views only of the authors and the European Commission cannot be held responsible for any use which may be made of the information contained therein.

www.learning-agreement.eu
www.learning-agreement.eu

Login with

INSERIRE University of Parma



Login with

Examples: University of Bologna, name@auth.gr, Unimib

or



Login with eIDAS



Login with Google



Accedi a MyAcademicID IAM
Service

Username

Password

Non ricordare l'accesso

Accesso

Se non hai username e password né SPID

Registrati



The MyAcademicID IAM Service provides Identity and Federated access management for the services of the European Student Card Initiative and the services directly supporting the digitisation of Erasmus+. The MyAcademicID IAM Service is provided by GÉANT using the eduTEAMS service.



The MyAcademicID IAM Service is used to access all Erasmus mobility services. Since November 2020 all users are required to complete the registration on the MyAcademicID IAM Service in order to continue.

You will have to complete the following steps:

1. Click on "Proceed to register on the MyAcademicID IAM Service"
2. Fill in the registration form. To be able to view and process your previous OLA, use the email that you had used before.
3. You will receive an e-mail to verify your e-mail address.
4. Click on the verification link in that email to complete the registration.

Proceed to register on the MyAcademicID IAM Service

Cliccare sul bottone blu "Proceed to register"

Inserire le credenziali di studente
Unipr
nome.cognome@studenti.unipr.it

Compilare il form inserendo l'e-mail Unipr e creare lo Username secondo le indicazioni riportate qui sotto



Registrar

Application for ERASMUS Account Registry

Name*

Mario ROSSI

E-mail*



Username*



A username that will be provided to services.



ERASMUS Acceptable Use Policy


I have read and agreed
with the ERASMUS
Acceptable Use Policy*

Confirm

> Submit

Incorrect format. Username has to be 4-16 characters long and can contain only lowercase letters, numbers, '_' and '!'. (EX: Mario_Rossi23)

⚠ Email verification needed

Please check your mailbox  and click the link to verify your email address. Without verification it is not possible to approve your application.

Re-send mail verification message

[SPAM!] ERASMUS: Email address verification

Dear user,

You have entered this email address as a preferred contact on an application in ERASMUS. Please verify your email address by clicking on the link below. Until that, your application won't be approved.

<https://eur01.safelinks.protection.outlook.com/?url=https%3A%2F%2Fmms.prod.erasmus.eduteams.org%2Fregistrar%2F%3Fvo%3DERASMUS%26i%3D3u9%26m%3D32sguqtbdbdf3rrrqy5uhzc1b0jdl2yq5607dew8s6tnnejm&data=04%7C01%7Cdaniela.ricco%40studenti.unipr.it%7C9eb5fa009b7642cda66508d87b37a297%7Cbb064bc5b7a841ecbated7beb3faeb1c%7C0%7C0%7C637394826443131236%7CUnknown%7CTWFpbGZsb3d8eyJWljojMC4wLjAwMDAiLCQlQljoI2luMzliLCJBTil6Ik1haWwiLCJXVCI6Mn0%3D%7C2000&data=0IEphD9WdhPJD2wW0okiCFOvXhrbLuXfrQ9xQWC%2FfDU%3D&reserved=0>

Yours sincerely ERASMUS

Rispondi | Inoltra

Attiva Windows

**Confermare l'indirizzo di posta elettronica cliccando sul link ricevuto tramite email
N.B. Se non si è ricevuto il messaggio, controllare nella cartella "Posta indesiderata"**

✉ Email verification

Your email address was verified.

Una volta confermato l'indirizzo e-mail Unipr, è possibile accedere direttamente alla piattaforma tramite il link di conferma inviato oppure dalla pagina web <https://www.learning-agreement.eu/> inserendo le proprie credenziali di studente Unipr

Your account has been activated. You can now login to the Online Learning Agreement service at

<https://eur01.safelinks.protection.outlook.com/?url=https%3A%2F%2Flearning-agreement.eu%2F&data=04%7C01%7Cdaniela.ricco%40studenti.unipr.it%7C38fd888e87ca40d6e6c808d87b385ed1%7Cbb064bc5b7a841ecbabe7beb3faeb1c%7C0%7C0%7C637394829632455169%7CUnknown%7CTWFpbGZsb3d8eyJWIjoiMC4wLjAwMDAiLCJQIjoiV2luMzliLCJBTil6Ik1haWwiLCJXVCI6Mn0%3D%7C1000&sdata=g3hsMBsR%2B0TTbL%2B%2BpMo0YKX9y1idERuMOV1owyxcnU%3D&reserved=0>

[url=https%3A%2F%2Flearning-](https://eur01.safelinks.protection.outlook.com/?url=https%3A%2F%2Flearning-agreement.eu%2F&data=04%7C01%7Cdaniela.ricco%40studenti.unipr.it%7C38fd888e87ca40d6e6c808d87b385ed1%7Cbb064bc5b7a841ecbabe7beb3faeb1c%7C0%7C0%7C637394829632455169%7CUnknown%7CTWFpbGZsb3d8eyJWIjoiMC4wLjAwMDAiLCJQIjoiV2luMzliLCJBTil6Ik1haWwiLCJXVCI6Mn0%3D%7C1000&sdata=g3hsMBsR%2B0TTbL%2B%2BpMo0YKX9y1idERuMOV1owyxcnU%3D&reserved=0)

[agreement.eu%2F&data=04%7C01%7Cdaniela.ricco%40studenti.unipr.it%7C38fd888e87ca40d6e6c808d87b385ed1%7Cbb064bc5b7a841ecbabe7beb3faeb1c%7C0%7C0%7C637394829632455169%7CUnknown%7CTWFpbGZsb3d8eyJWIjoiMC4wLjAwMDAiLCJQIjoiV2luMzliLCJBTil6Ik1haWwiLCJXVCI6Mn0%3D%7C1000&sdata=g3hsMBsR%2B0TTbL%2B%2BpMo0YKX9y1idERuMOV1owyxcnU%3D&reserved=0](https://eur01.safelinks.protection.outlook.com/?url=https%3A%2F%2Flearning-agreement.eu%2F&data=04%7C01%7Cdaniela.ricco%40studenti.unipr.it%7C38fd888e87ca40d6e6c808d87b385ed1%7Cbb064bc5b7a841ecbabe7beb3faeb1c%7C0%7C0%7C637394829632455169%7CUnknown%7CTWFpbGZsb3d8eyJWIjoiMC4wLjAwMDAiLCJQIjoiV2luMzliLCJBTil6Ik1haWwiLCJXVCI6Mn0%3D%7C1000&sdata=g3hsMBsR%2B0TTbL%2B%2BpMo0YKX9y1idERuMOV1owyxcnU%3D&reserved=0)

[agreement.eu%2F&data=04%7C01%7Cdaniela.ricco%40studenti.unipr.it%7C38fd888e87ca40d6e6c808d87b385ed1%7Cbb064bc5b7a841ecbabe7beb3faeb1c%7C0%7C0%7C637394829632455169%7CUnknown%7CTWFpbGZsb3d8eyJWIjoiMC4wLjAwMDAiLCJQIjoiV2luMzliLCJBTil6Ik1haWwiLCJXVCI6Mn0%3D%7C1000&sdata=g3hsMBsR%2B0TTbL%2B%2BpMo0YKX9y1idERuMOV1owyxcnU%3D&reserved=0](https://eur01.safelinks.protection.outlook.com/?url=https%3A%2F%2Flearning-agreement.eu%2F&data=04%7C01%7Cdaniela.ricco%40studenti.unipr.it%7C38fd888e87ca40d6e6c808d87b385ed1%7Cbb064bc5b7a841ecbabe7beb3faeb1c%7C0%7C0%7C637394829632455169%7CUnknown%7CTWFpbGZsb3d8eyJWIjoiMC4wLjAwMDAiLCJQIjoiV2luMzliLCJBTil6Ik1haWwiLCJXVCI6Mn0%3D%7C1000&sdata=g3hsMBsR%2B0TTbL%2B%2BpMo0YKX9y1idERuMOV1owyxcnU%3D&reserved=0)

Thank you!

Thank you so much!

Thank you for your help!

🗨 Questi suggerimenti sono stati utili? Sì No

Rispondi

Inoltra

**ORA E' POSSIBILE COMPILARE IL LA BEFORE THE MOBILITY
CLICCANDO SU CREATE NEW**

The screenshot shows a web browser window with the URL <https://learning-agreement.eu/dashboard>. The page header includes the OLA logo and navigation links: ABOUT, FAQ, ELDER OLA, FOR TRAINEES, MY LEARNING AGREEMENTS, MY ACCOUNT, and LOG OUT. The main content area features a large banner with the text "My Learning Agreements" overlaid on a background image of students. Below the banner, a red horizontal bar contains the text: "See the status of your Online Learning Agreement to successfully finalise it with the sending and receiving university." At the bottom of this bar, a "Create New" button is highlighted with a red circle, and a red arrow points from the top-left corner of the banner area towards it.

ORA E' POSSIBILE COMPILARE IL LEARNING AGREEMENT BEFORE THE MOBILITY
PRIMA DI TUTTO SCEGLIERE LA TIPOLOGIA DI MOBILITA
N.B. LA MOBILITA' TRADIZIONALE ERASMUS E' «SEMESTER MOBILITY»

Please **select your mobility type**. Choose carefully, if you pick the wrong one you'll have to start over.

Semester Mobility

Discover a new culture and gain new experiences by going on **traditional academic mobility of between 2 and 12 months** at another higher education institution! Be sure to check out the possibility to upgrade your mobility experience with optional virtual components (e.g. online courses) next to your academic experience on campus.

Blended Mobility with Short-term Physical Mobility

In case regular semester mobility is too long or otherwise inaccessible for you, experience short-term blended mobility! This format foresees between **5 and 30 days of physical mobility** at another higher education institution **combined with a compulsory virtual component**.

Short-term Doctoral Mobility

Develop your skills and find contacts by going on **short-term doctoral mobility of between 5 and 30 days** at another higher education institution! To enhance the synergies with Horizon Europe, doctoral mobilities can also take place in the context of Horizon Europe funded research projects.

I campi con l'asterisco sono obbligatori. Salvare sempre i dati inseriti, prima di cliccare su NEXT

Inserire ANNO ACCADEMICO di mobilità

Inserire l'indirizzo email
nome.cognome@studenti.unipr.it

Selezionare il codice ISCED dell'accordo bilaterale (vd. File «Elenco sedi di destinazione» allegato al bando Erasmus Plus SMS di riferimento)

Menù a tendina. Scegliere:

- 1 – EQF6 per mobilità in Laurea Triennale;
- 2 – EQF7 per mobilità in Laurea Magistrale o LMCU;
- 3 – EQF8 per mobilità in Dottorato di Ricerca.

OLA
online learning agreement

ABOUT FAQ ELDER OLA FOR TRAINEES MY LEARNING AGREEMENTS MY ACCOUNT LOG OUT

Student Information Sending Institution Information Receiving Institution Information Proposed Mobility Programme Commitment

Academic year *
2020/2021

Student

First name(s) * Last name(s) *

Email *

Date of birth * Gender * Nationality *

Field of Education * Study cycle *

Field of education: The ISCED-F 2013 search tool available at http://ec.europa.eu/education/international-standard-classification-of-education-isced_en should be used to find the ISCED 2013 detailed field of education and training that is closest to the subject of the degree to be awarded to the student by the Sending Institution.

Country to which the person belongs administratively and that issues the ID card and/or passport.

Next

DATI SENDING INSTITUTION - UNIPR

Scegli «**ITALY**» e di seguito
«**UNIVERSITA DEGLI STUDI DI
PARMA**»

La **SENDING RESPONSIBLE
PERSON**

E' il REFERENTE ERASMUS DI
DIPARTIMENTO o un membro
della Commissione Internazionale
di Dipartimento, colui/coloro che
ha/hanno l'autorità per approvare
il Learning Agreement.

[Clicca qui per accedere alla lista
dei Referenti UNIPR](#)

OLA online learning agreement ABOUT FAQ ELDER OLA FOR TRAINEES MY LEARNING AGREEMENTS MY ACCOUNT LOG OUT

Sending Institution

Country*

Name*

Sending Responsible Person

First name(s)*

Last name(s)*

Position*

Email*

Phone number

Responsible person at the Sending Institution: an academic who has the authority to approve the Learning Agreement, to exceptionally amend it when it is needed, as well as to guarantee full recognition of such programme on behalf of the responsible academic body. The name and email of the Responsible person must be filled in only in case it differs from that of the Contact person mentioned at the top of the document.

Sending Administrative Contact Person

First name(s)

Last name(s)

Position

Email

Phone number

Administrative contact person: person who provides a link for administrative information and who, depending on the structure of the higher education institution, may be the departmental coordinator or works at the international relations office or equivalent body within the institution.

La **SENDING
ADMINISTRATIVE CONTACT
PERSON:**

**E' il Dott. Alessandro
Bernazzoli**

Head of International
Relations Office

erasmus@unipr.it tel. 0521
034203

**DATI RECEIVING
INSTITUTION -**

Scegli «**PAESE**» e di seguito
«**NOME ATENEO DI
DESTINAZIONE**»,

La **RECEIVING RESPONSIBLE
PERSON**
E' il **COORDINATORE ERASMUS**
che presso la sede di
destinazione ha il compito di
approvare il Learning
Agreement.

OLA
online learning agreement

ABOUT FAQ ELDER OLA FOR TRAINEES MY LEARNING AGREEMENTS MY ACCOUNT LOG OUT

receiving

Receiving Institution

Country *

Country of the institution

Name *

Name of the institution

Receiving Responsible Person

First name(s) *

Last name(s) *

Position *

Email *

Phone number

Receiving Administrative Contact Person

First name(s)

Last name(s)

Position

Email

Phone number

Responsible person at the Receiving Institution; the name and email of the Responsible person must be filled in only in case it differs from that of the Contact person mentioned at the top of the document.

Previous Next

Nei campi dedicati alla
**RECEIVING
ADMINISTRATIVE CONTACT
PERSON**
Inserire il contatto e
l'indirizzo istituzionale
dell'Ufficio Erasmus
della sede di destinazione

INSERIRE IL PERIODO DI MOBILITA' PREVISTO

LAYOUT INSERIMENTO
INSEGNAMENTI
STRANIERI

ADD COMPONENT TO TABLE A

(da ripetersi per ogni
insegnamento che si
intende aggiungere fino al
completamento del
Learning Agreement)

INSERIRE LA LINGUA DI STUDIO CHE SI
UTILIZZERA' PRESSO LA SEDE DI
DESTINAZIONE (LINGUA DEGLI
INSEGNAMENTI) E IL RELATIVO LIVELLO DI
COMPETENZA LINGUISTICA



OLA
online learning agreement

ABOUT FAQ ELDER OLA FOR TRAINEES MY LEARNING AGREEMENTS MY ACCOUNT LOG OUT

Academic year *
2020/2021

Preliminary LA

Planned start of the mobility *
gg/mm/aaaa

Planned end of the mobility *
gg/mm/aaaa

Table A - Study programme at the Receiving institution *

No Component added yet.

Add Component to Table A

Web link to the course catalogue at the Sending Institution describing the learning outcomes: [web link to the relevant info]

Course catalogue: detailed, user-friendly and up-to-date information on the institution's learning environment that should be available to students before the mobility period and throughout their studies to enable them to make the right choices and use their time most efficiently. The information concerns, for example, the qualifications offered, the learning, teaching and assessment procedures, the level of programmes, the individual educational components and the learning resources. The Course Catalogue should include the names of people to contact, with information about how, when and where to contact them. Show less

- This must be an external URL such as <http://example.com>.

The main language of instruction at the Receiving Institution *
- Select a value -

The level of language competence *
- Select a value -

Level of language competence: a description of the European Language Levels (CEFR) is available at: <https://europass.cedefop.europa.eu/en/resources/european-language-levels-cefr>

Table B - Recognition at the Sending institution *

No Component added yet.

Add Component to Table B

Web link to the course catalogue at the Sending Institution describing the learning outcomes: [web link to the relevant info]

This must be an external URL such as <http://example.com>.

Previous Next

- Inserire l'insegnamento da frequentare (identificato nell'Offerta Formativa /Course Catalogue della sede di destinazione)
- Inserire il codice dell'insegnamento (se non è disponibile, inserire NA)
- Inserire il semestre/trimestre di frequenza dell'insegnamento (primo, secondo, terzo o full year)
- Inserire il numero di crediti ECTS dell'insegnamento scelto
- Se disponibile, inserire il link alla pagina di presentazione dell'insegnamento (syllabus)



OLA
[ABOUT](#) [FAQ](#) [ELDER OLA](#) [FOR TRAINEES](#) [MY LEARNING AGREEMENTS](#) [MY ACCOUNT](#) [LOG OUT](#)

PRELIMINARY LA

Planned start of the mobility * Planned end of the mobility *

Table A - Study programme at the Receiving institution *

Component to Table A Remove

Component title at the Receiving Institution (as indicated in the course catalogue) *

An "educational component" is a well-contained and formal structured learning experience that features learning outcomes, credits and forms of assessment. Examples of educational components are: a course, module, seminar, laboratory work, practical work, preparation/research for a thesis, mobility window or free electives.

Component Code * Number of ECTS credits (or equivalent) to be awarded by the Receiving Institution upon successful completion * Semester *

ECTS credits (or equivalent): in countries where the "ECTS" system is not in place, in particular for institutions located in Partner Countries not participating in the Bologna process, "ECTS" needs to be replaced in the relevant tables by the name of the equivalent system that is used, and a web link to an explanation to the system should be added.

Add Component to Table A

Web link to the course catalogue at the Sending Institution describing the learning outcomes: [web link to the relevant info]

- Course catalogue: detailed, user-friendly and up-to-date information on the institution's learning environment that should be available to students before the mobility period and throughout their studies to enable them to make the right choices and use their time most efficiently. The information concerns, for example, the qualifications offered, the learning, teaching and assessment procedures, the level of programmes, the individual educational components and the learning resources. The Course Catalogue should include the names of people to contact, with information about how, when and where to contact them. Show less
- This must be an external URL, such as <http://example.com>.

The main language of instruction at the Receiving Institution * The level of language competence *

Level of language competence: a description of the European Language Levels (CLEF) is available at: <https://ec.europa.eu/education/european-language-levels/>

Table B - Recognition at the Sending institution *

No Component added yet.

Add Component to Table B

LAYOUT INSERIMENTO INSEGNAMENTI UNIPR

ADD COMPONENT TO TABLE B

(da ripetersi per ogni insegnamento che si intende aggiungere fino al completamento del Learning Agreement)

- Inserire l'insegnamento del proprio piano di studi Unipr che si intende sostituire
- Inserire il codice dell'insegnamento
- Inserire il semestre di frequenza dell'insegnamento
- Inserire il numero di crediti ECTS dell'insegnamento scelto



OLA
ABOUT FAQ ELDER OLA FOR TRAINEES

MY LEARNING AGREEMENTS MY ACCOUNT LOG OUT

Add Component to Table A

Web link to the course catalogue at the Sending Institution describing the learning outcomes: (web link to the relevant info)

• Course catalogue: detailed, user-friendly and up-to-date information on the institution's learning environment that should be available to students before the mobility period and throughout their studies to enable them to make the right choices and use their time most efficiently. The information concerns, for example, the qualifications offered, the learning, teaching and assessment procedures, the level of programmes, the individual educational components and the learning resources. The Course Catalogue should include the names of people to contact, with information about how, when and where to contact them. Show less

• This must be an external URL such as <http://example.com>.

The main language of instruction at the Receiving Institution * English

The level of language competence * B2

Level of language competence: a description of the European Language Levels (CEFR) is available at: <https://europass.cedefop.europa.eu/en/resources/european-language-levels-efl>

Table B - Recognition at the Sending institution *

Component to table B Remove

Component title at the Sending Institution (as indicated in the course catalogue) *

An "educational component" is a self-contained and formal structured learning experience that features learning outcomes, credits and forms of assessment. Examples of educational components are: a course, module, seminar, laboratory work, practical work, preparation/research for a thesis, mobility window or free electives.

Component Code * Number of ECTS credits (or equivalent) to be recognised by the Sending Institution * Semester *

- Select a value -

ECTS credits (or equivalent) in countries where the "ECTS" system is not in place, in particular for institutions located in Partner Countries not participating in the Bologna process, "ECTS" needs to be replaced in the relevant tables by the name of the equivalent system that is used, and a web link to an explanation to the system should be added.

Add Component to Table B

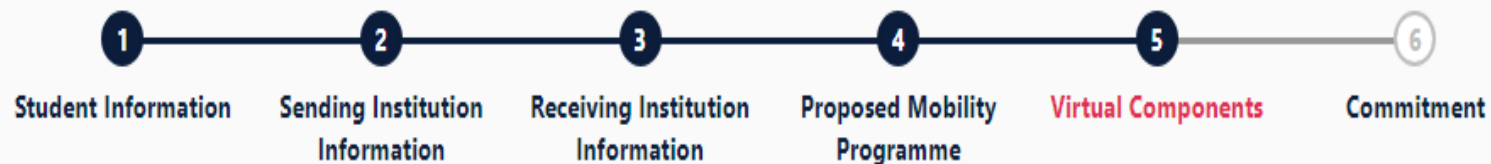
Web link to the course catalogue at the Sending Institution describing the learning outcomes: (web link to the relevant info)

This must be an external URL such as <http://example.com>.

E' EVENTUALMENTE POSSIBILE INSERIRE INSEGNAMENTI CHE LO STUDENTE SVOLGERA' IN MODALITA' INTERAMENTE VIRTUALE PRESSO LA SEDE OSPITANTE PRIMA, DURANTE OPPURE DOPO LA MOBILITA' FISICA

ADD COMPONENT TO TABLE C

Your Online Learning Agreement has been updated. ×



Academic year *

2021/2022

Table C

Please add the Table if you wish to indicate virtual component(s) at the receiving institution before, during or after the physical mobility to further enhance the learning outcomes.

Add Component to Table C

Previous

Next

LAYOUT INSERIMENTO INSEGNAMENTI

ADD COMPONENT TO TABLE C

(da ripetersi per ogni insegnamento che si intende aggiungere fino al completamento del Learning Agreement)

- Inserire l'insegnamento erogato in modalità virtuale che si intende frequentare presso la sede ospitante
- Inserire il codice dell'insegnamento
- Inserire il numero di crediti ECTS dell'insegnamento scelto
- Inserire una breve descrizione dell'attività

Table C

Component to Table C Remove

Component title or description at the Sending Institution *

Component Code *

Number of ECTS credits (or equivalent) to be recognised by the Sending Institution *

ECTS credits (or equivalent): in countries where the "ECTS" system is not in place, in particular for institutions located in Partner Countries not participating in the Bologna process, "ECTS" needs to be replaced in the relevant tables by the name of the equivalent system that is used, and a web link to an explanation to the system should be added.

Short description of the virtual component *

Automatically recognised towards student degree

Automatic recognition comment

Please add the Table if you wish to indicate virtual component(s) at the receiving institution before, during or after the physical mobility to further enhance the learning outcomes.

Add Component to Table C

Previous

Next



Academic year *

Commitment Preliminary

By digitally signing this document, the student, the Sending Institution and the Receiving Institution confirm that they approve the Learning Agreement and that they will comply with all the arrangements agreed by all parties. Sending and Receiving Institutions undertake to apply all the principles of the Erasmus Charter for Higher Education relating to mobility for studies (or the principles agreed in the Inter-Institutional Agreement for institutions located in Partner Countries). The Beneficiary Institution and the student should also commit to what is set out in the Erasmus+ grant agreement. The Receiving Institution confirms that the educational components listed are in line with its course catalogue and should be available to the student. The Sending Institution commits to recognise all the credits or equivalent units gained at the Receiving Institution for the successfully completed educational components and to count them towards the student's degree. The student and the Receiving Institution will communicate to the Sending Institution any problems or changes regarding the study programme, responsible persons and/or study period.

[Previous](#) Sign and send the Online Learning Agreement to the Responsible person at the Sending Institution for review

Firmare il documento utilizzando il mouse o un'altra periferica di input all'interno del quadrato



Dopo l'apposizione della firma grafica, premere

«Sign ed send the online learning agreement to the responsible person at the sending institution for review»

Erasmus Dashboard <dashboard@uni-foundation.eu>
a me

inglese > italiano Traduci messaggio

Online Learning Agreement

Dear student,

Your Learning Agreement has been approved by both, the sending and the receiving institutions. Login to the Online Learning Agreement platform to view and download the signed LA www.learning-agreement.eu.

Best regards,
Online Learning Agreement team

Fai clic qui per [rispondere](#) o [inoltrare il messaggio](#)

0 GB (0%) di 15 GB utilizzati
[Gestisci](#)

[Termini](#) - [Privacy](#)

Una volta che il Learning Agreement è stato firmato dalla Sending Responsible Person (Referente Erasmus Unipr), sarà automaticamente inviato alla Responsible Person Erasmus Dept. Coordinator) dell'Università di destinazione.

Lo studente riceve una comunicazione tramite e-mail quando l'OLA è stato approvato da entrambe le «Responsible Persons»- A questo punto potrà scaricare dal sito web una copia PDF del Learning Agreement completo di tutte le firme necessarie

Online Learning Agreement

Dear student,

We inform you that your sending/receiving higher education institution is not ready to sign your Learning Agreement yet. Please see their comments below and we hope it will provide the needed support to finalise your Learning Agreement and have an enriching mobility experience.

Comments from your sending higher education institution

The component code is 456987 and 6 CFU

[Update your learning agreement](#)

Please click on the button to access your Online Learning Agreement and edit it accordingly. Afterwards you need to sign it again and wait for the approval of your sending and receiving higher education institutions.

Should you still need more information regarding the finalisation of your OLA, please contact the respective higher education institutions.

Best regards,
Online Learning Agreement team

ATTENZIONE:

Entrambe le «Responsible Person» possono respingere il Learning Agreement e inviare dei commenti su cosa sia necessario correggere.

In questo caso lo studente riceve una e-mail automatica, e dovrà obbligatoriamente correggere il Learning Agreement secondo le indicazioni ricevute dal Referente/Coordinatore.

Una volta apportate le correzioni è necessario che il documento sia nuovamente sottoscritto da tutte le parti coinvolte (Studente, Sending Responsible Person, Receiving Responsible Person).

Per modificare il Learning Agreement già compilato sarà necessario operare sul menu **“New Learning Agreement with Changes”** (la funzione accede al Learning Agreement già compilato) come indicato nella pagina successiva.

Una volta apportate le correzioni è necessario che il documento sia nuovamente sottoscritto da tutte le parti coinvolte:

1. Studente

2. Responsible Person at Sending Institution

3. Responsible Person at Receiving Institution

La conclusione del processo fornirà il Learning Agreement completo e pronto per il suo utilizzo in mobilità.

NEW LEARNING AGREEMENT WITH CHANGES

Changes to learning agreement (during mobility)

RECEIVING INSTITUTION

COUNTRY

LEVEL

FROM

TO

STATUS

ACTION

CONTATTI

Per problemi tecnici, contattare il supporto della piattaforma online:

support@erasmusapp.eu

Per problemi amministrativi relativi alla mobilità Erasmus Plus SMS , contattare la U.O. Internazionalizzazione : erasmus@unipr.it

Per problemi riguardanti i corsi che intendi seguire durante la tua mobilità, contattare [il Referente Erasmus di Dipartimento presso l'Università di Parma](#)



UNIVERSITÀ DI PARMA

www.unipr.it